

Description:

EXCEPTIONAL® Metals Downspouts are available with an open or closed face. Both open and closed face downspouts are available in standard 10' lengths.

- Custom sizes and assemblies are available.
- A- and B-Style Elbows, Square-To-Round Adaptors, and Drop/Outlets available.

Open-Face Downspouts

- Help eliminate blockage due to ice and debris build-up.
- Will nest together by cutting a 1" notch out of each side of the receiving piece.

Closed-Face Downspouts

- Standard 24-gauge downspouts feature a Pittsburgh seam for a professional finish that also eliminates the need for rivets.
- Tapered ends nest together up to 3" and eliminate field notching and crimping.

Energy Efficiency:

LEED® and ENERGY STAR® compliant; Recyclable.

Installation:


1. Install in accordance with EXCEPTIONAL Metals Details #2080, #2085, and #2086.
2. Any deviation from the requirements set forth in detail drawings must be pre-approved, in writing, by the EXCEPTIONAL Metals Technical Department.

Warranty:

EXCEPTIONAL Metals offers a finish and substrate warranty. Contact the membrane manufacturer for any additional warranty that may be offered.


Technical Services:

Product samples, detail sheets, color chips, and color chart are available for your submittal package. For assistance with questions or submittals, contact your local representative or call EXCEPTIONAL Metals.



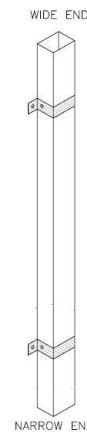
Closed-Face Downspout Open-Face Downspout

A-Style Elbow B-Style Elbow



Square-To-Round Adaptor

Drop/Outlet



Note: The quantity and size of the downspout is the responsibility of the contractor or design professional.

Material	Gauge	Finish
Aluminum	.040	Mill or Kynar®
Stainless Steel	24-gauge	N/A
Bonderized Steel	24-gauge	N/A
Galvalume®	24-gauge	Mill or Kynar®
Copper	16 oz.	Mill