

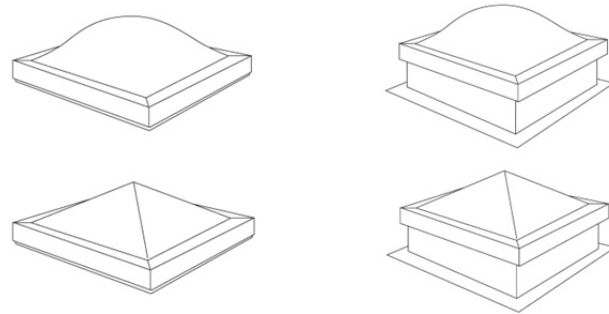


DURO-LIGHT™ THERMALIZED® SKYDOMES® by Wasco®

DATA SHEET

Description:

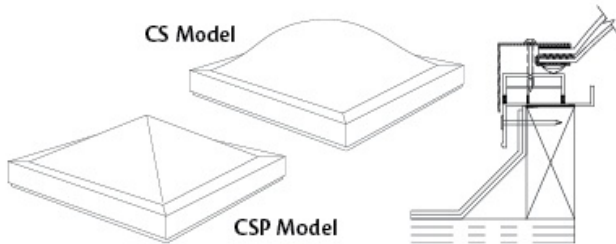
Duro-Light™ Thermalized® Skydomes®, by Wasco®, offer outstanding lighting and thermal performance in a versatile range of dome or pyramid styles. These sky windows offer the highest performance in a fixed unit plastic glazed skylight.



Curb Mount

Deck Mount

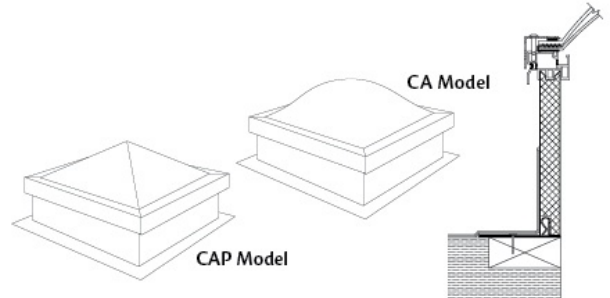
Curb-Mount Thermalized® Skydomes®



Models CS and CSP:

- For use on 1-1/2" thick site-built or prefabricated curbs.
- Skydome® Unit is fully assembled with corrosion proof screws and high performance weather seals.
- Heat welded one-piece curb construction: heavy vinyl extruded curb with co-extruded weather seals, integral condensation gutter and counterflashing downward leg.
- Aluminum extruded heliarc welded retainer frame
- Optional copper cladding available.
- Glazing is available in thermoformed acrylic or polycarbonate single or double domes.

Deck-Mount Thermalized® Skydomes®



Models CA and CAP:

- Skydome® Unit is fully assembled with corrosion proof screws and high performance weather seals.
- Heavy vinyl extruded curb with co-extruded weather seals, integral condensation gutter and locking system for inner and outer skins of insulated aluminum curb.
- Curb heights available in 9" or 12".
- Optional copper cladding available.
- Aluminum curb and extruded retainer frame components have heliarc welded corners for long-term dependability.
- Glazing is available in thermoformed acrylic or polycarbonate single or double domes.
- Accessories include louvered vent slots.

Unit Skylight Options

Hurricane Resistant (HR) Glazing	<ul style="list-style-type: none"> • Provided with co-polyester to meet test requirements: ASTM-1886, ASTM-1996, TAS 201, 202 and 203. • Hurricane units model 5296 or smaller can achieve a 75DP rating. Units larger than model 5276 can achieve a 50DP rating. • Available in curb-mount models, in clear or white glazing.
Blast Resistant (BR) Glazing	<ul style="list-style-type: none"> • Provided with co-polyester to meet test requirements: ASTM-F1642-04, GSA-TS01-2003. • Available in curb-mount models, in clear or white glazing.
Pyramid Dome (P)	<ul style="list-style-type: none"> • Available in curb-mount and deck-mount.
Lumira™ Aerogel	<ul style="list-style-type: none"> • Available in curb-mount and deck-mount.
Thermalized Sentinel Fall Protection	<ul style="list-style-type: none"> • Refer to separate product data sheet for Thermalized Sentinel Fall Protection.

Models CS and CSP Curb-Mount Thermalized® Skydomes®: Standard Sizes and Available Options

Model #	O.D. of Curb	Pyramid Dome	Lumira™ Aerogel	Hurricane Resistant	Blast Resistant
CS[P]-[HR/BR]-2424	22 ¼" x 22 ¼"	✓	✓	✓	✓
CS[P]-[HR/BR]-2828	25 ¼" x 25 ¼"	✓	✓	✓	✓
CS[P]-[HR/BR]-2836	25 ¼" x 33 ¼"	✓	✓	✓	✓
CS[P]-[HR/BR]-[LA]-2852	25 ¼" x 49 ¼"	✓	✓	✓	✓
CS[P]-[HR/BR]-[LA]-3636	33 ¼" x 33 ¼"	✓	✓	✓	✓
CS[P]-[HR/BR]-3652	33 ¼" x 49 ¼"	✓	✓	✓	✓
CS[P]-[HR/BR]-3676	33 ¼" x 72 ½"	✓	✓	✓	✓
CS[P]-[HR/BR]-[LA]-4242	40" x 40"	✓	✓	✓	✓
CS[P]-[HR/BR]-4280	40" x 78"	✓	✓	✓	✓
CS[P]-[HR/BR]-[LA]-5252	49 ¼" x 49 ¼"	✓	✓	✓	✓
CS[P]-[HR/BR]-5276	49 ¼" x 72 ½"	✓	✓	✓	✓
CS[P]-[HR]-[LA]-5296	49 ¼" x 92 ½"	✓	✓	✓	✓
CS[P]-6060	58" x 58"	✓	✓		
CS[P]-6476	60 ½" x 72 ½"	✓	✓		
CS[P]-6496	60 ½" x 92 ½"	✓	✓		
CS[P]-7272	71" x 71"	✓	✓		
CS[P]-8080	78" x 78"	✓	✓		
CS[P]-9898	95 ½" x 95 ½"	✓	✓		

Models CA and CAP Deck-Mounted Thermalized® Skydomes®: Standard Sizes and Available Options

Model #	O.D. of Curb	Pyramid Dome	Lumira™ Aerogel	Available Heights
CA[P]-2424	22 ¼" x 22 ¼"	✓	✓	9" or 12"
CA[P]-2828	22 ¼" x 22 ¼"	✓	✓	9" or 12"
CA[P]-2836	22 ¼" x 30 ¼"	✓	✓	9" or 12"
CA[P]-[LA]-2852	22 ¼" x 46 ¼"	✓	✓	9" or 12"
CA[P]-[LA]-3636	30 ¼" x 30 ¼"	✓	✓	9" or 12"
CA[P]-3652	30 ¼" x 46 ¼"	✓	✓	9" or 12"
CA[P]-3676	30 ¼" x 69 ½"	✓	✓	9" or 12"
CA[P]-[LA]-4242	37" x 37"	✓	✓	9" or 12"
CA[P]-4280	37" x 75"	✓	✓	9" or 12"
CA[P]-[LA]-5252	46 ¼" x 46 ¼"	✓	✓	9" or 12"
CA[P]-5276	46 ¼" x 69 ½"	✓	✓	9" or 12"
CA[P]-[LA]-5296	46 ¼" x 89 ½"	✓	✓	9" or 12"
CA[P]-6060	55" x 55"	✓	✓	9" or 12"
CA[P]-6476	57 ½" x 69 ½"	✓	✓	9" or 12"
CA[P]-6496	57 ½" x 89 ½"	✓	✓	9" or 12"
CA[P]-7272	68" x 68"	✓	✓	9" or 12"
CA[P]-8080	75" x 75"	✓	✓	9" or 12"
CA[P]-9898	92 ½" x 92 ½"	✓	✓	9" or 12"